

SPECIFICATIONS

HR70c, HR110c, HR120c, HR140c

Tier 4 Final Engine

Engine	HR70C	HR110C	HR120C	HR140C
Model	Deutz TD2.9 L4	Cummins QSF 3.8	Cummins QSF 3.8	Cummins QSF 3.8
Output	73 HP (54 kW)	132 HP (97 kW)	132 HP (97 kW)	132 HP (97 kW)
Model	Turbo-charged	Turbo-charged	Turbo-charged	Turbo-charged
Emissions	Tier 4 Final	Tier 4 Final	Tier 4 Final	Tier 4 Final

Weight	Unit	HR70C	HR110C	HR120C	HR140C
Operating weight CECE	kg (lb)	7,100 (15,650)	11,700 (25,800)	12,300 (27,115)	14,000 (30,865)
Axle load, front	kg (lb)	3,800 (8,380)	6,300 (13,900)	7,100 (15,650)	8,100 (17,855)
Axle load, rear	kg (lb)	3,300 (7,275)	5,400 (11,900)	5,200 (11,465)	3,900 (13,005)

Compaction Performance

Linear drum load	kg/cm	22.35	30.00	33.81	38.57
Amplitude high/low	mm	1.6 / 0.7	1.8 / 0.8	1.8 / 0.6	1.9 / 0.7
Frequency I/II	Hz	30 / 40	30 / 38	30 / 40	30 / 40
Centrifugal force at frequency I/II	kN	120 / 90	220 / 150	240 / 140	280 / 180

Drums

Drum Width	mm (in)	1,700 (67)	2,100 (82.7)	2,100 (82.7)	2,100 (82.7)
Drum diameter	mm (in)	1,250 (49)	1,500 (59)	1,500 (59)	1,500 (59)
Drum thickness	mm (in)	20 (0.8)	25 (1.0)	30 (1.2)	30 (1.2)

Drive/Transmission

Speed range	km/h (mph)	0-10 (0-6.2)	0-11.5 (0-7.1)	0-11.5 (0-7.1)	0-12.5 (0-7.7)
Angular movement	-	±12	±12	±12	±12
Gradeability	with	45	43	45	40
vibration	without	50	48	50	45
Tires	-	16.9-24	23.1-26	23.1-26	23.1-26

Tank Capacities

Fuel Capacity	l (gal)	167 (44.1)	300 (79.3)	300 (79.3)	300 (79.3)
Hydraulic oil capacity	l (gal)	68 (18)	106 (28)	106 (28)	106 (28)

Dimension

A Distance between axles	mm (in)	2,720 (107)	3,195 (125.8)	3,195 (125.8)	3,195 (125.8)
B Width	mm (in)	1,850 (72.8)	2,270 (89.4)	2,270 (89.4)	2,270 (89.4)
D Road clearance	mm (in)	375 (14.7)	490 (18.3)	490 (18.3)	490 (18.3)
H Height	mm (in)	2,723 (107.2)	2,920 (115)	2,920 (115)	2,920 (115)
H ₁ Drum diameter	mm (in)	1,250 (49.2)	1,500 (59)	1,500 (59)	1,500 (59)
L Length	mm (in)	5,032 (198)	5,757 (226.7)	5,757 (226.7)	5,757 (226.7)
R Inside turning radius	mm (in)	3,900 (153.5)	4,860 (191.3)	4,860 (191.3)	4,860 (191.3)
R ₁ Outside turning radius	mm (in)	5,600 (220.5)	7,015 (276.2)	7,015 (276.2)	7,015 (276.2)
W Working width	mm (in)	1,700 (67)	2,090 (82.3)	2,090 (82.3)	2,090 (82.3)
W ₁ Drum width	mm (in)	1,700 (67)	2,100 (82.7)	2,100 (82.7)	2,100 (82.7)
α Steering angle	mm (in)	±30°	±30°	±30°	±30°

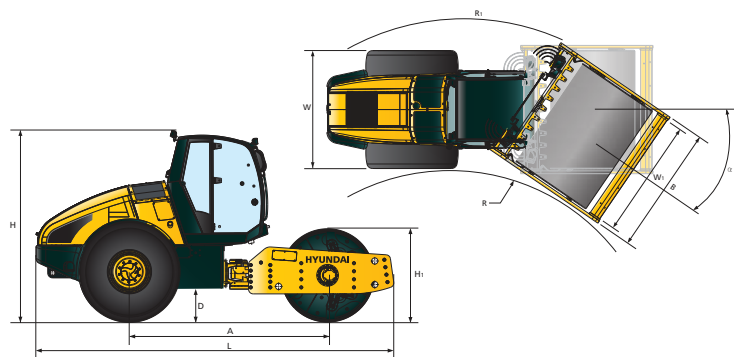


STANDARD EQUIPMENT

- Canopy with ROPS roll bar
- Low-maintenance center-pivot steering
- Low-maintenance vibratory system with 2 amplitudes and frequencies
- No-spin rear axle
- Four-stage hydrostatic drive and traction control at the drum (not for HR70C)
- Both drives equipped with spring-loaded brake
- Battery main switch
- Reverse gear alarm
- Adjustable driver's seat with armrest
- Adjustable steering column
- Emergency switch
- Rotating light
- 4 working headlights
- Turnable driver's seat
- Cab heating with fresh-air fan (only for cabin type)
- Fuel-efficient ECO-Speed option (not for HR70C)
- Vulcolan scraper blade (for smooth drum only)

OPTIONAL EQUIPMENT

- ROPS-Cabin with tinted glass
- Air conditioning (not for canopy type)
- Padfoot shell kit (3-part) for modification of a smooth drum
- Spring steel scraper blade (for smooth drum only)
- Cyclone dust separator
- Special color
- Hydraulic fluid (environmental-friendly)
- Compaction measurement (digital display)
- Compaction measurement with documentation
- Preparation for compaction measurement
- Radio (only for cabin type)
- Adjustable scraper (for padfoot or padfoot shell kit)

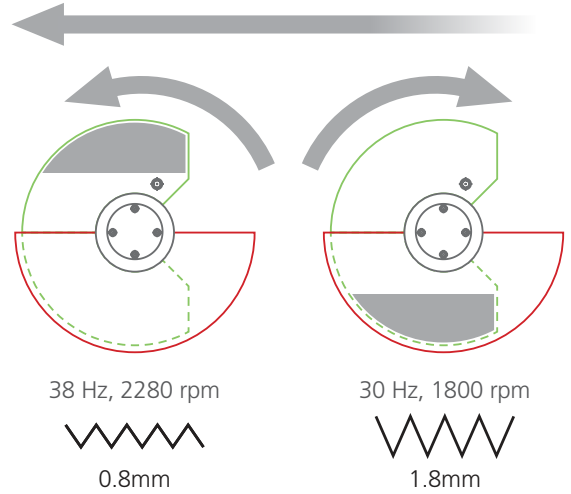
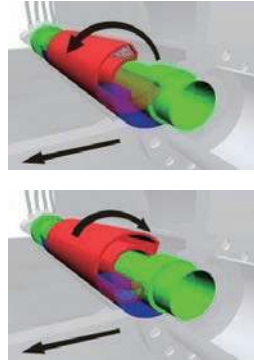
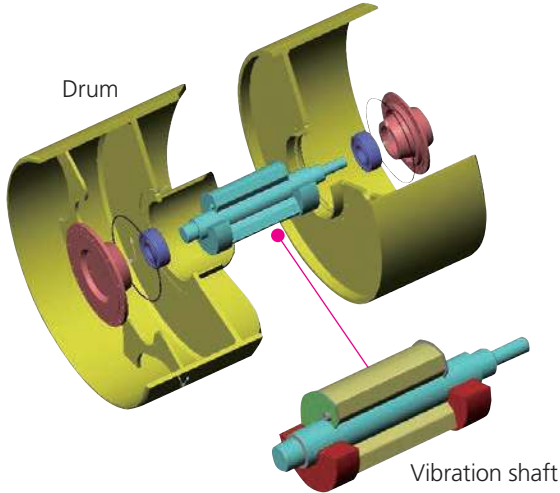


SPECIFICATIONS

Single Drum

The Hyundai vibration system consists of a vibration shaft with a rigid welded, off-center weight. In addition, there is a metallic housing containing a flexible mass which is brought into an off-center position by means of centrifugal force. The flexible mass consists of steel balls Ø 3mm (roller bearings) – inserted with graphite for dry lubrication. Changing the direction of rotation causes the position of the center of gravity of the flexible mass to shift. Depending on the direction of rotation of the vibration shaft, the position of the steel ball mass is changed through centrifugal force increasing or decreasing the compaction amplitude.

Drum: Vibration system



Rear axle & articulated pendulum joint

ECO Mode vibration drive

ECO Mode enables the driver to reduce the engine rpm to the ideal engine torque and corresponding pump output to ensure equal compaction penetration with improved fuel efficiency.

No-Spin-Axle

Standard on all Hyundai rollers, the no-spin axle provides optimal traction by way of a permanent differential lock. As wheel speeds vary when making frequent turns, the differential lock unlatches for improved maneuverability.

Easy access

All major components and service points are easily accessible, due to a wide-opening engine hood. A maintenance-free articulated joint - backed by a limited lifetime warranty - along with a low-maintenance vibration system, contribute to longer service life and reduced operating cost.

Adjustable scrapers



High amplitude (for deep compaction)

When deep compaction is required, operators may select the high amplitude feature which increases the centrifugal force applied and compaction penetration generated.

Low amplitude (for surface compaction)

When only surface compaction is needed, operators may select the low amplitude feature which decreases the centrifugal force applied and compaction penetration generated.

Articulated pendulum joint

The front drum and rear axle run in a single track. The maintenance-free pendulum joint is designed with Teflon® bearing seats and is backed with a limited lifetime warranty.



Easy-access air filter exchange



Easy-access battery compartment



PLEASE CONTACT

HYUNDAI
CONSTRUCTION EQUIPMENT

www.hceamericas.com
6100 Atlantic Blvd., Norcross, GA 30071
TEL (678) 823 7777 FAX (678) 823 7778