

FELLING TRAILERS X-FORCE **Hydraulic Detach Gooseneck**



- HDG SERIES
- HD SERIES
- SL SERIES
- AG SERIES



XF-103

ISO 9001:2015 Certified
Quality Management System



Standard Feature X-FORCE HDG (70,000 lb. to 120,000 lb. capacities in 16')

- 1.) 16" King Pin Set Back 84", 96", 108", + 114" Swing Clearance Options (Optional Drop-In King Pin Shown)
- 2.) Hydraulic Controls - Std. Liquid Filled Hydraulic Pressure Gauge for Supply Line Pressure
- 3.) Gooseneck Latching System
- 4.) Gooseneck Lock Pin Release and Secondary Lock Handle
- 5.) Ride Height Cam Blocks Arm Control
- 6.) Swing-out Outriggers (removable)
- 7.) Modular Trunnion Approach 20°, 28°, 35°, and 45° Options Available
- 8.) 360° Swivel D-rings on Trunnion Bolsters
- 9.) LED Lights with Sealed Wiring Harness & Mid-Ship Turn/Marker Lights




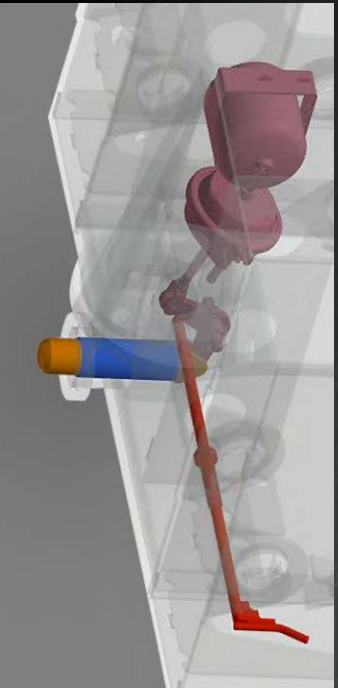
- 10.) Flip Brackets & Plumbing STD on XF-110-3 HDG (L) & XF-120-3 HDG (L)
- 11.) Dump Valve and Pressure Gauge Standard
- 12.) XF-70-2 HDG (L), XF-80-2 HDG (L), & XF-100-3 HDG (L) 25K Oil Bath Axles with 49" Spread, Ridewell 240 with Dump Valve Pressure Gauge
- XF-110-3 HDG (L) & XF-120-3 HDG (L) 25K Oil Bath Axles, with 55" Spread, Ridewell 240 with Dump Valve Pressure Gauge
- 13.) Open Boomwell in Trunnion Standard, Many Options Available
- 14.) Drop-in Chain Box (Lockable Cover Optional)
- 15.) Deck Heights Available: Standard X-Force - 24" with 8" Clearance, (Optional 22" with 6" Clearance)
Low - 19.5" with 6" Clearance and Super Low - 18" with 6" Clearance
- 16.) Low Angle/Height Approach with Tapered Beam (Main Deck), 26" Front Loading Ramps
- 17.) 5-Position Quick Change Load Block

- Trailer Shown with Options
- 1'3" HDG 108" Swing Clearance
 - Knuckle Trough in Rear of Main Deck
 - 45° Approx. Full Height Trunnion Approach
 - Wheel Covers, Full Length Flat Top Modular Deck Height 22" Loaded, 6" Ground Clearance
 - Air Lift 3rd Axle Air Raise & Lower Valve Kit



GOOSENECK LATCHING SYSTEM

- ZINC PLATED PINS**
- Horizontal Load Pins
 - Vertical Lock Pin
 - Gooseneck Hinge Pins
 - Ramp Attachment Pins



Interchangeable
Ride Height Blocks



Vertical Pin
Locking Mechanism



- AIR ACTUATED VERTICAL LOCK**
- Zinc Plated Pin with Delron Sleeved Bushing for Greaseless Operation





XF-HD-110-3 HDG
with opt. Hydraulic Flip
Neck Extension & Flip Axle
518756KK

- Load Capacities Ranging from: 100,000 lbs. to 120,000 lbs. Distributed in 12'
- XF-HD-100-3 - 11' Hydraulic Detachable Gooseneck - 84" Swing Clearance
- XF-HD-110-3 - 12' Hydraulic Detachable Gooseneck - 96" Swing Clearance
- XF-HD-120-3 - 13' Hydraulic Detachable Gooseneck - 108" Swing Clearance
- (2) 8" or 10" Lift Cylinders, Depending on Gooseneck Configuration
- 4 Position Ride Height Cam Blocks
- Gooseneck: Flip Neck Reinforced Including Main Frame. (Optional Flip Neck Extension Brackets and Drop-in King Pin - Optional Flip Neck Extension Available up to 168" Swing Clearance)
- Trunnion: Modular Trunnion Approach

- Main Deck: Engineered, Cambered, Fabricated 16" Main Beams and Side Beams, with T-1 Flanges, 10" I-Beam Crossmembers on 24" Centers
- Outriggers: Removable, 12" Heavy Duty Fabricated Swing Out Pullout HD Outrigger
- Rear Deck & Trunnion: Stinger Reinforced Trunnion Main Frame (XF-HD-110-3 Single Axle, XF-HD-120-3 Tandem Axle) Plumbing and Brackets
- Plumbed for Wet Kit with Hydraulic Couplers, Pressure - 3/4" Pioneer, Male 6602-12-12, Return - 3/4" Pioneer Female 6601-12-12
- Pressure Requirements: 3,000 PSI 114" SC or Longer

X-FORCE AG SERIES



XF-AG-110-3 HDG-L
39469NTU

- Load Capacities Ranging from: 70,000 lbs. to 100,000 lbs. Distributed in 16'
- 11' Hydraulic Detachable Gooseneck 84" or 96" Std. Swing Clearance (Depending on Model)
- (2) 7" Lift Cylinders, 5 Position Ride Height Cam Blocks
- Main Deck: Engineered, Cambered, Fabricated 16" Main Beams and Side Beams, with T-1 Flanges, 10" I-Beam Crossmembers on 24" Centers
- Pullout Outriggers: 16" on Centers, 2 - Tubes per Pullout, Extends up to 33", Aluminum Tube, with 2 - Piece Aluminum Outrigger Approach Ramps with Ramp Storage

- Trunnion: 45° Trunnion Approach Std. Other Approach Angles Available
- Rear Deck & Trunnion: Wheel Covers Full Length Flat Top Modular 20K Load Bearing
- Plumbed for Wet Kit with Hydraulic Couplers Pressure - 3/4" Pioneer, Male 6602-12-12 Return - 3/4" Pioneer Female 6601-12-12
- Pressure Requirements: 2,500 PSI Required up to 108" SC 3,000 PSI 114" SC



Aluminum Ramps For Pullouts
(Pullouts - 102" to 168")

X-FORCE

BY FELLING

OPTIONS



ST-FIXED SINGLE BOOSTER STANDARD FEATURES (Single Axle Hydraulic Booster):

- Load Capacity: 20,000 lbs.
- Travel: 16" - 20" Up, 6" - 10" Down
- Axle can be completely lifted off the ground
- 5.5 HP Honda Gas Motor with Nitrogen Accumulator
- Lights: Sealed Wiring Harness



ST-FIXED TANDEM BOOSTER STANDARD FEATURES (Tandem Axle Hydraulic):

- Load Capacity: 40,000 lbs.
- Travel: 16" - 20" Up, 6" - 10" Down
- Axles can be completely lifted off the ground
- 11 HP Honda Gas Motor with Nitrogen Accumulator
- Lights: Sealed Wiring Harness



XF-JEEP 80-2 & 80-3 STANDARD FEATURES

- Load Capacity: 80,000 lbs.
- Brakes: Air, ABS 2S/1M, Meritor WABCO
- Axles: 25K Oil Bath
- Main Beams: Engineered and Fabricated, T-1 Flanges
- Suspension: Ridewell 240 Dump Valve with Weather Proof Box for Air Controls and Pressure Gauge
- Tires/Wheels: 255/70R22.5 H, 10 Bolt
- Lights: LED, with Sealed Wiring Harness
- 87" Swing Clearance (80-2), 112" Swing Clearance (80-3)
- 48" King Pin Height
- Sliding 5th Wheel, 75,000 lb Rating
- Sliding 5th Wheel Plate Height 52.5"

XF-FLIP 20-1 FLIP AXLE STANDARD FEATURES

- Load Capacity: 20,000 lbs.
- Brakes: Air, Non-ABS
- Axle: 25K (25,000 lb. GAWR)
- Main Beams: Engineered and Fabricated, T-1 Flanges
- Suspension: Ridewell 240 Dump Valve & Pressure Gauge, 55" Spread Flip Axle Spacing
- Tires/Wheels: 255/70R22.5 H, 10 Bolt
- Lights: LED, with Sealed Wiring Harness
- (2) Flag Holders
- Approx. Tare Weight: 2,500 lbs.



CUSTOMIZATION: Definition - To modify or build according to individual or personal specifications or preference.

Felling Trailers believes that **"It's All In The Details"** when it comes to building a trailer. We build trailers to accommodate your equipment and to suit your needs, right down to the last detail. The options and features are limitless...contact Felling Trailers to design the trailer that is right for you.



101925GKK




Pony Motor with Controls on Neck



Upper Deck



Manual Flip Neck Extension



Gooseneck Fenders - Stainless Steel (L) or Steel Tread Plate (R)



Strobe Light Kit & Lift Axle



Rear Trunnion Boomwell with Tray



Boomwell in Main Deck (Dropped Crossmembers)



Chain Slots on Outer Beam



Full Depth Heavy Duty Fabricated Outrigger Standard on HD Models



Pullout Wide Load Lights



Bucket Plate on Rear Main Deck



Outrigger Boards & Hold Down Kit



Beavertail with Air Ramps



Oil Field Beavertail



Full Width Rear Deck

THE TRAILER EXPERTS®

X-FORCE Standard Specifications	S/C Length	Deck Length	Trailer Weight (approx.)	Deck Height (loaded)	Frame	Crossmembers	Wheels & Tires	Suspension	Brakes	GVWR (lbs.)
X-FORCE HDG MODELS										
XF-70-2 HDG	11' / 84"	22'	14,500 lbs. (6,577 kg.)	24" 8" Clearance	16" Main Frame, T-1 Flanges 16" Manufactured Side Rails	10" I-Beams on 24" Centers	255/70R22.5 H, 10 Bolt	49" Spread RideWell 240 w/ Dump Valve /Pressure Gauge	Air 2S/1M	84,500
XF-80-2 HDG	11' / 84"	24'	15,500 lbs. (7,030 kg.)	24" 8" Clearance	16" Main Frame, T-1 Flanges 16" Manufactured Side Rails	10" I-Beams on 24" Centers	255/70R22.5 H, 10 Bolt	49" Spread RideWell 240 w/ Dump Valve /Pressure Gauge	Air 2S/1M	95,500
XF-80-3 HDG	11' / 84"	24'	18,200 lbs. (8,255 kg.)	24" 8" Clearance	16" Main Frame, T-1 Flanges 16" Manufactured Side Rails	10" I-Beams on 24" Centers	255/70R22.5 H, 10 Bolt	49" Spread RideWell 240 w/ Dump Valve /Pressure Gauge	Air 2S/1M	98,200
XF-100-3 HDG	11' / 84"	24'	18,200 lbs. (8,255 kg.)	24" 8" Clearance	16" Main Frame, T-1 Flanges 16" Manufactured Side Rails	10" I-Beams on 24" Centers	255/70R22.5 H, 10 Bolt	49" Spread RideWell 240 w/ Dump Valve /Pressure Gauge	Air 2S/1M	118,200**
XF-110-3 HDG	12' / 96"	24'	18,500 lbs. (8,391 kg.)	24" 8" Clearance	16" Main Frame, T-1 Flanges 16" Manufactured Side Rails	10" I-Beams on 24" Centers	255/70R22.5 H, 10 Bolt	55" Spread RideWell 240 w/ Dump Valve /Pressure Gauge	Air 2S/1M	128,500**
XF-120-3 HDG	13' / 108"	24'	19,500 lbs. (8,845 kg.)	24" 8" Clearance	16" Main Frame, T-1 Flanges 16" Manufactured Side Rails	10" I-Beams on 24" Centers	275/70R22.5 H, 10 Bolt	55" Spread RideWell 240 w/ Dump Valve /Pressure Gauge	Air 2S/1M	139,500**
X-FORCE HDG MODELS LOW (L)										
XF-70-2 HDG-L	11' / 84"	22'	15,300 lbs. (6,939 kg.)	19.5" 6" Clearance	13.5" Main Frame, T-1 Flanges 13.5" Manufactured Side Rails	8" I-Beams on 24" Centers	255/70R22.5 H, 10 Bolt	49" Spread RideWell 240 w/ Dump Valve /Pressure Gauge	Air 2S/1M	85,300
XF-80-2 HDG-L	11' / 84"	24'	16,000 lbs. (7,257 kg.)	19.5" 6" Clearance	13.5" Main Frame, T-1 Flanges 13.5" Manufactured Side Rails	8" I-Beams on 24" Centers	255/70R22.5 H, 10 Bolt	49" Spread RideWell 240 w/ Dump Valve /Pressure Gauge	Air 2S/1M	96,000
XF-100-3 HDG-L	11' / 84"	24'	18,600 lbs. (8,600 kg.)	19.5" 6" Clearance	13.5" Main Frame, T-1 Flanges 13.5" Manufactured Side Rails	8" I-Beams on 24" Centers	255/70R22.5 H, 10 Bolt	49" Spread RideWell 240 w/ Dump Valve /Pressure Gauge	Air 2S/1M	118,300**
XF-110-3 HDG-L	12' / 96"	24'	19,000 lbs. (8,618 kg.)	19.5" 6" Clearance	13.5" Main Frame, T-1 Flanges 13.5" Manufactured Side Rails	8" I-Beams on 24" Centers	255/70R22.5 H, 10 Bolt	55" Spread RideWell 240 w/ Dump Valve /Pressure Gauge	Air 2S/1M	129,000**
XF-120-3 HDG-L	13' / 108"	24'	20,000 lbs. (9,071 kg.)	19.5" 6.5" Clearance	13.5" Main Frame, T-1 Flanges 13.5" Manufactured Side Rails	8" I-Beams on 24" Centers	275/70R22.5 H, 10 Bolt	55" Spread RideWell 240 w/ Dump Valve /Pressure Gauge	Air 2S/1M	140,000**
X-FORCE HDG MODELS SUPER LOW (SL)										
XF-70-2 HDG-SL	11' / 84"	22'	15,800 lbs. (7,166 kg.)	18" 6" Clearance	12" Main Frame, T-1 Flanges 12" Manufactured Side Rails	8" I-Beams on 24" Centers	255/70R22.5 H, 10 Bolt	49" Spread RideWell 240 w/ Dump Valve /Pressure Gauge	Air 2S/1M	85,300
XF-100-3 HDG-SL	11' / 84"	24'	18,900 lbs. (8,600 kg.)	18" 6" Clearance	12" Main Frame, T-1 Flanges 12" Manufactured Side Rails	8" I-Beams on 24" Centers	255/70R22.5 H, 10 Bolt	49" Spread RideWell 240 w/ Dump Valve /Pressure Gauge	Air 2S/1M	118,900**
XF-110-3 HDG-SL	12' / 96"	24'	19,500 lbs. (8,845 kg.)	18" 6" Clearance	12" Main Frame, T-1 Flanges 12" Manufactured Side Rails	8" I-Beams on 24" Centers	255/70R22.5 H, 10 Bolt	55" Spread RideWell 240 w/ Dump Valve /Pressure Gauge	Air 2S/1M	129,500**
XF-120-3 HDG-SL	13' / 108"	24'	20,500 lbs. (9,298 kg.)	18" 6" Clearance	12" Main Frame, T-1 Flanges 12" Manufactured Side Rails	8" I-Beams on 24" Centers	275/70R22.5 H, 10 Bolt	55" Spread RideWell 240 w/ Dump Valve /Pressure Gauge	Air 2S/1M	140,500**

**120,000 lb. GVWR rating under Heavy Haul Guidelines - Non-ABS available for Heavy Haul Application

Actual load capacities will vary dependant upon deck length, net trailer weight and options. All specifications are subject to change without notice. Some models may be shown with optional equipment.

ISO 9001:2015 Certified Quality Management System • WBENC-Certified WBE • EEOE

Your **PELLING TRAILERS Dealer:**

PELLING TRAILERS

Manufactured & Distributed by: Pelling Trailers, Inc.

1525 Main St. S. • Sauk Centre, MN 56378

(320) 352-5239 • (320) 352-5230 FAX

Visit us online at www.pelling.com

E-mail us at: trailers@pelling.com

Call 1-800-245-2809 for your nearest dealer.

